



Lifting Point Pewag PLE/N Eta

Product information

Weldable lifting point. High-tensile eyebolts pewag profilift eta, for welding onto machine parts or vehicle bodies. Ideal for hanging of lifting and lashing parts. Due to the integrated spring, the ring will be kept in each requested position.

The instructions according to DIN EN ISO 14341 are valid for the welding. The welding may only be carried out by a welding operator with a valid qualification according to EN 287-1.

The lifting points will be packed individually and together with a user manual and welding instructions.

Permissible usage

Load capacity acc. to the inspection certificate respectively table of WLL in the mentioned directions of pull (see picture 1 and 2).

Non permissible usage

Make sure when choosing the assembly that improper load can not arise e.g. if:

- The direction of pull is obstructed
- Direction of pull is not in the foreseen area
- Loading ring rests against edges and load

Material: Alloy steel











Marking: According to standard, CE-marked, WLL, the load capacity is clearly marked on the welding pad.

Standard: EN 1677-1

Safety factor: 4:1

Part code	Code	WLL ton	a mm	b mm	c mm	d mm	e mm	f mm	h mm	i mm	Weight kg	Delivery time
42154021831	PLE/N 6	1.12	36	40	62	11	67	42	26	35	0.31	3
42154021832	PLE/N 8	2	37	42	69	13	73	45	28	37	0.4	3
42154021833	PLE/N 10	3.15	41	45	78	16,5	80	47	34	40	0.63	3
42154015215	PLE/N 13	5.3	61	55	99	22	97	53	44	50	1.46	3
42154021835	PLE/N 16	8	63	70	120	25	120	73	48	64	2.3	3
42154021836	PLE/N 22	15	89	97	163	33	163	92	70	90	5.4	3

Technical data

Lashing type										
Number of legs	1	1	2	2	2	2	3+4	3+4	2	3+4
Angle of inclination	0°	90°	0°	90°	0-45°	45°-60°	0°-45°	45°-60°	asymm	asymm

Code	Working load limit [kg]									
PLE/N 6	1.120	1.120	2.240	2.240	1.500	1.120	2.300	1.600	1.120	1.120
PLE/N 8	2.000	2.000	4.000	4.000	2.800	2.000	4.200	3.000	2.000	2.000
PLE/N 10	3.150	3.150	6.300	6.300	4.400	3.150	6.600	4.700	3.150	3.150
PLE/N 13	5.300	5.300	10.600	10.600	7.400	5.300	11.200	7.900	5.300	5.300
PLE/N 16	8.000	8.000	16.000	16.000	11.300	8.000	16.900	12.000	8.000	8.000
PLE/N 22	15.000	15.000	30.000	30.000	21.000	15.000	31.800	22.500	15.000	15.000

Blueprint

